

# Welcome to the Year 6 Information Evening 2025-26



Mrs Green - Acting Headteacher

Mrs Flaherty - Assistant Headteacher

Mrs Cannell - Assistant Headteacher

Sasha

# Introductions

**Year Leader and 6B - Miss Bye**

**6F - Miss Forbes**

**6P - Miss Pisano**

**6T - Mr Thomas**

**6S - Mrs Smith**

**6PD - Mr Pollard**

**Higher Learning Teaching Assistant - Mrs Holland**

**Literacy Teachers - Mrs Cannell and Mrs Duncan**

**Teaching Assistant - Mrs Mitchell**



## Vision

Our vision is that all pupils leave Cleves inspired and equipped with the skills, knowledge and emotional wellbeing they need to take on the challenges of a changing and ever more competitive world.

# Learning Behaviours

In order to prepare children as learners, we focus on the development of four learning behaviours and encourage our pupils to be:

- Resilient
- Reflective
- Responsible
- Collaborative



Cleves School  
Learning Together

# Values

To accompany these learning behaviours, we focus on what we consider five fundamental values which are taught and encouraged in all aspects of school life.

These are:

- Respect
- High Aspirations
- Kindness
- Perseverance
- Inclusiveness



# Year 6 Curriculum



**Victorian  
s**



**Oceans**



**Britain in WW2**



Curriculum Overview  
*Where can you find it?*

*Also been shared on classroom.*

Scarlett

**Year 6**

**Curriculum**



**Victorian**



**Oceans**



**Britain in WW2**

**Literacy - Reading, Writing, Spelling and  
PAG**

**Maths - Arithmetic and Reasoning**

**History**

**Geography**

**Science**

**Computing**

**PE and Games**

**Art**

**Design and**

**Technology**

**French**

**Music**


**PSHE**



**Cleves School**  
Learning Together



# Maths



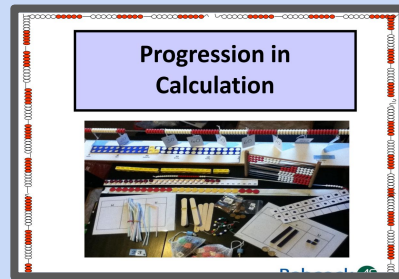
Children are taught in groups and classes which best reflect their confidence, attainment and ability. We review this regularly.

All groups follow the same sequence of lessons.

A child's progress is not limited by the group they are taught in.

We use concrete and visual resources to ensure a deep understanding of concepts for all children.

The Calculation Policy is available on the Cleves website [link](#)





# Handwriting - why do we focus on it?

## The National Curriculum

### Statutory requirements

#### Handwriting

Pupils should be taught to:

- sit correctly at a table, holding a pencil comfortably and correctly
- begin to form lower-case letters in the correct direction, starting and finishing in the right place
- form capital letters
- form digits 0-9
- understand which letters belong to which handwriting 'families' (i.e. letters that are formed in similar ways) and to practise these.

Legible writing that can be produced comfortably at speed and with little conscious effort allows a child to attend to the higher-level aspects of writing composition and content.

# Handwriting - what are the expectations?



- We follow a scheme called PenPals.
- Year 3 will be doing frequent handwriting lessons throughout the week, covering all letters and joins.
- Year 4 will continue this practise in handwriting books with the reward of a pen passport.
- **Upper school will recap areas where the children have gaps using PenPals. These sessions will be a maximum of 5 minutes up to 3x a week.**
- **All year groups will have high aspirations for their children's handwriting.**

# Preparing for great handwriting...

Are you ready for handwriting? Relax!

Are your elbows  
off the desk?

Sit up and lean  
slightly forward

Are your  
feet flat on  
the floor?

Is your body a  
fist width away  
from the desk?

Are all chair  
legs touching  
the ground?



Is there a circle  
gap between your  
thumb and finger?

Is your paper tilted  
at a slight angle?



Is there a circle  
gap between your  
thumb and finger?

Is your paper tilted  
at a slight angle?



# A consistent approach to letter formation...

*abc*

*a b c d e f g h i j k l m*  
*n o p q r s t u v w x y z*  
*A B C D E F G H I J K M N*  
*O P Q R S T U V W X Y Z*  
*0 1 2 3 4 5 6 7 8 9*

*sh*

Library of Joins

*sh*

*sl*

*st*

*sw*

*si*

## Computing

- Build on the skills and knowledge from previous Years.  
Independence with use of apps and programs
- 3D - Printing / Looking at AI / Coding with Mindstorms
- Digital Safety - Social Media - (Parents should be aware)
- AUP agreement - seen, signed and returned (Should be done)

Sasha

## Assessment & SATs



- Ongoing teacher assessment.
- Grammar, Punctuation & Spelling, Reading, Maths.
- SATS papers - kept to a minimum (a couple a term).
- Please don't use past papers after 2015.
- Writing is teacher assessed.
- SATs info evening in March.

SATS week starting - **Monday 11th May 2026**

If your child is attending any external exams (11+ etc) please can you ensure that you email [absence@cleves.co.uk](mailto:absence@cleves.co.uk) with the full details, including a copy of the school invite/letter/email. **This absence will then be authorised.**

## Homework Expectations

- **Maths Homework** (Given Tuesday - due in Friday)
- **Weekend Homework** (Given Friday - due in Tuesday)

We aim for a variety of weekend homeworks covering literacy, science, art and DT, history, geography, computing and even PE!

We thank you for your support in ensuring homework is completed to a good standard and handed in on time.



# Gemma

## Reading

## Reading Records (Due in on class library day)

### Weekly reading expectations.

**Children to read at least 4 times a week and at least once to an adult who must then sign their Reading Record.**

**When reading with your child, please ask them questions to check and secure their understanding of the text.**

Children are expected to read a different book from either the Recommended Reading List or the World Cup of Books List every half term. RR lists are being relaunched in the next couple of weeks.

Usually, a task will be set based on this approximately two thirds of the way through each half term. Therefore, it is important children start each half term with their new book to ensure they have completed it in time to complete the task set.



Alice

## Residential and Immersion Days

- Spring Term - The Lion King - 4th Feb
- Summer Term - Residential - 14th to 17th June
- 

Wed 1st Oct

Victorian Day

6P, 6F, 6PD

Outdoor Learning Day

6B, 6S, 6T

Wed 15th Oct

Outdoor Learning Day

6P, 6F, 6PD

Victorian Day

6B, 6S, 6T



Cleves School  
Learning Together

# Alice

## Autumn Term - Some Key Dates

Mon 22nd Sept	School Photographs	Monday 3rd Nov	INSET
Thurs 18th Sept	6F Class Assembly	Fri 14th Nov	6S Class Assembly
Fri 26th Sept	6B Class Assembly	Wed 17th Dec	Christmas Concert
Wed 1st Oct	Victorian Day - 6P, 6F, 6PD OL - 6B, 6S, 6T	Friday 19th Dec	End of Autumn Term 1.15
Fri 17th October	6P Class Assembly		
Wed 23rd & Thu 24th Oct	Parents Consultations		
Wed 15th Oct	OL - 6P, 6F, 6PD Victorian Day - 6B, 6S, 6T		
Fri 24th Oct	INSET		
Mon 28th Oct - Fri 1st Nov	Half term		

## Clubs & Sporting Activities

- Many weekly clubs to choose from: Drama, Music, Languages, Sports, Computing - please check website for external clubs
- Support their health and mental wellbeing so encourage children to participate in extra-curricular activities.
- Bikeability - **information to follow**, October half term

You will find contact details, website addresses etc here.

<https://www.cleves.co.uk/our-school/clubs/>

Fred

# Our school uniform...

Uniform:



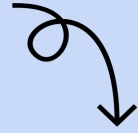
The items marked with an \* can be ordered from our uniform supplier AlleyCatz.

- White Shirt with Collar
- Blue & Gold Striped Tie \*
- Grey Skirt (not jersey)
- Trousers - plain grey (no zips, no leggings)
- Grey Shorts
- Cleves Jumper/Cardigan
- Blue Checked Dress/Playsuit (light or dark blue - can be worn from start of Summer term up until October half-term)
- Grey/Navy/White Socks (no sports socks or trainer socks)
- Navy/Grey plain tights
- Suitable black shoes (no boots)
- Suitable Coat - any colour



Fred


# Our school uniform...



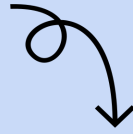
## Uniform:

- Hair should be neat and tidy and tied away from the face using a plain navy hairband or Cleves scrunchie.
- If it is long enough to be tied back, it must be in a hairband.

PLEASE ENSURE THAT ALL ITEMS ARE CLEARLY NAMED.



# Our school uniform...



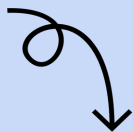
## Unacceptable uniform

- Trainers (except for sport)
- Ankle or other boots
- Sports / trainer socks
- Any jewellery except watches.  
(Smartwatches need to be in a setting where they are not receiving notifications / messages in class - this avoids disruption / distraction)
- **Earrings must not be worn at any times, including the clear plastic holders.**

Water containers like this are unsuitable for school.



# Our PE kit...



## P.E kit:



- Navy PE Shorts
- Cleves blue PE Polo Shirt \*
- Cleves Sweatshirt \*
- Indoor Plimsolls/indoor trainers (Non-Marking)
- Outdoor trainers (for outdoor games)

## Optional:

- Navy Games Skirt
- Football Boots
- Plain Navy Jogging Bottoms



## Phones and Social media



- Students may bring phones into school - these must be turned off at the gate before entering the premises.
- Smartwatches need to be not linked to messages - there is no need. If you need to contact your child use the School Reception.
- (The school accepts no responsibility for the loss of watches and we strongly recommend that expensive items are not worn to school.)



## Phones and Social media



- If your child has a smartphone you should know what is on it - it shouldn't come as a surprise if they have Snapchat / Instagram / Whatsapp (all of which have an age restriction of 13 years in the UK)
- Recommended advice is that parents should be part of their children's digital life. Monitor regularly the way children are using devices to communicate with one another. Be aware of who your child is talking to and the nature of the conversations they are having.



**THIS IS NOT AN INVASION OF PRIVACY BUT ESSENTIAL FOR THEIR ONLINE SAFETY.**

Sasha

## Pastoral

Please keep us informed and share any pastoral concerns with your class teacher.

Medical or pastoral issues can also be shared with our Welfare Officer, Mrs Pyott.

She can be reached via email or phone, through the school switchboard.

[jpyott@cleves.co.uk](mailto:jpyott@cleves.co.uk)



Please make sure all medicines held by the welfare office are in date.



# Communication

You may use class emails to communicate information with your child's class teacher.

They may not be able to respond during the school day. Please allow 2 working days for a response. If it is urgent, please contact the office.

[sbye@cleves.co.uk](mailto:sbye@cleves.co.uk) Year Group Leader (Miss Bye)

[ngreen@cleves.co.uk](mailto:ngreen@cleves.co.uk) Acting Head (Mrs Green)

Sasha













# Getting involved - PTA

The PTA run a number of events over the course of the year and raise a substantial amount of money to support the activities of the school.

These events can only be run through the efforts of volunteers and with the ongoing support of parents.

## **PTA Committee:**

Every parent at Cleves is automatically a member of the PTA and you are all very welcome to be involved. In fact, we need you!

If you would like to take a bigger / more active role please come along to the meeting, or get in touch via email [pta@cleves.co.uk](mailto:pta@cleves.co.uk)

or your class rep. **We currently have vacancies for the following roles:**

- **Co-chair / Vice-chair**
- **Co-secretary**

# Getting involved - PTA

## **Volunteers:**

If you don't fancy joining the PTA, or don't feel you have the time, we would still love you to be involved. To make our events successful we need parent volunteers to form specific committees (e.g. Fireworks, Ball, Discos, Fairs), but also to provide much needed help, running stalls etc.

If you would like any more information about the PTA, or would be happy to volunteer for an event, we would love to hear from you. Please email [pta@cleves.co.uk](mailto:pta@cleves.co.uk)

## **Class Reps:**

Each class has 1-2 parent reps and they are a vital link for communication between the school.