

# Year 5 Information Evening- 2025



Mrs Green - Headteacher



Cleves School  
Learning Together



## Vision

Our vision is that all pupils leave Cleves inspired and equipped with the skills, knowledge and emotional wellbeing they need to take on the challenges of a changing and ever more competitive world.




Cleves School  
Learning Together

# Learning Behaviours

In order to prepare children as learners, we focus on the development of four learning behaviours and encourage our pupils to be:

- Resilient
- Reflective
- Responsible
- Collaborative




Cleves School  
Learning Together

# Values

To accompany these learning behaviours, we focus on what we consider five fundamental values which are taught and encouraged in all aspects of school life.

These are:

- Respect
- High Aspirations
- Kindness
- Perseverance
- Inclusiveness



Clevess School  
Learning Together



## The Team

5D - Miss Dawson

5H - Miss Hunter (Year Leader)

5J - Mr Jerrard

5M - Mr Mulea

5N - Mr Nelson

5K - Mrs Hamilton

**Specialist Literacy Teacher** - Mrs Jobe

HLTA - Mrs Bennett

HLTA - Mrs Green

LSA's - Mrs Atwal, Mrs Clapham, Mrs Lorincz,  
Miss Allen, Miss Appleseed, Miss Cunningham




**Cleves School**  
Learning Together

# Topics

## Autumn Term - Tudors



## Spring Term - Space



## Summer Term - Landforms



## Autumn Term - Some Key Dates

Mon 22nd September	School Photographs
Weds 22nd October	Outdoor Learning (all classes)
Tues 7th October	STEM event
Weds 22nd - Thurs 23rd October	Parent Consultations (evenings)
Thurs 23rd October	Last day of half term
Fri 24th October	INSET
5th, 7th, 12th November	Hampton Court Palace Trip
Tues 16th December	Christmas Concert
Fri 19th December 1:45pm	Last Day of Autumn Term



# **Expectations**

- Children are becoming more independent and taking responsibility for their learning, equipment and doing their homework.
- They know they can ask for help when they need it - whether that is with school work, homework or friendships.
- We encourage children to develop resilience and to understand that occasional disappointment, feeling left out or friendship issues are all normal parts of school life.
- Children will make mistakes - whether this be behaviour choices, school work or something else. We understand this is part of the process of learning and will help them grow.



# **Managing Behaviour** **and Choices**

- Children are encouraged and given chances to improve their behaviour choices.
- If a reminder is given, we may discuss it with the child privately.
- If a consequence is given, children are given the opportunity to explain what happened and talk about their perspective and feelings.
- We appreciate parental support with this.



# Maths

Children are taught in classes which best reflect their confidence, attainment and ability.

All classes follow the same sequence of lessons.

A child's progress is not limited by the class they are taught in.

From time to time, we move children to other classes to support their learning.



Follow this [link](#) to read our calculation policy



Cleves School  
Learning Together

# Literacy

## Reading



- Whole Class Reading
- Guided Reading
- Independent Reading

## Writing



- Sentence structure
- Punctuation and Grammar (PAG)
- A variety of text types
- Editing and improving skills
- Spelling




## Handwriting

3 x 5 minute sessions a week



Cleves School  
Learning Together



# Science

## Autumn

Properties and Changes of Materials  
Separating Solids and Liquids  
Life Cycles of Insects and Mammals

## Spring

Earth and Space  
Gravity  
Life Cycles of Humans  
Reproduction of Plants

## Summer

Forces  
Gears, Levers and Pulleys  
Endangered Animals

Children develop the skills to work scientifically alongside gaining knowledge.

We also study a diverse range of scientists past and present:

- Galileo and Copernicus
- Maggie Aderin-Pocock
- Caroline Herschel
- Jane Goodall



**Cleves School**  
Learning Together



# Computin **g**

Three strands:

Coding

Information  
Technology

Digital  
Safety

**Lego** - control a model

**Crumble** - control a  
buggy made in DT

**HTML code**

**iMovie** - film editing

**Spreadsheets and  
Forms**

**Building websites**

**Security**

**Digital Footprint**

**Sharing of information**

**Safe Gaming**

...and more





# PE & Games



## Sports

- Basketball
- Pop Lacrosse
- Football/Rugby/Hockey/Handball
- Tennis/Rounders/Cricket
- Indoor and Outdoor Athletic

## Gymnastics

- Traveling
- Rolls/Balances
- Performance/Routines

## Dance

- Variety of dance styles

Plus - Lots of opportunities to represent Cleves in sporting events throughout the year!



**Cleves School**  
Learning Together



# Art & DT




Tudor Portraits



Motorised Moon buggies



Pop Art



Bridges






# Residential

!

PGL - Little Canada, Isle of Wight  
12-15th May 2026



Website [link](#)

## Typical Activities

- Visit to the Needles & Sand Art
- Rock Climbing, High Ropes, Archery Tag
- Orienteering, Camp Fire, Sensory Trail
- Disco and evening activities



**We appreciate any family members who can come along as parent helpers.**

An Information evening will take place nearer the time.

...and much more!


Battle of Bosworth  
re-enactment



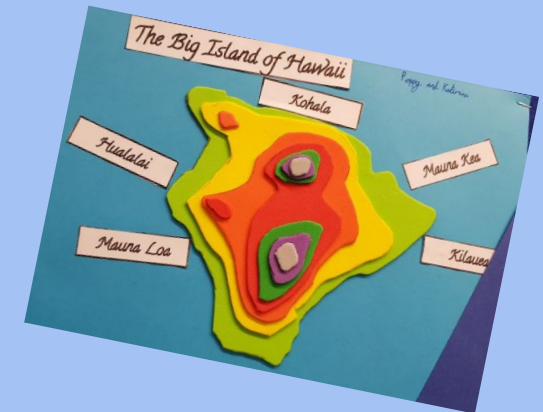
Tudor Day



Outdoor learning



Topic homework



Contours



# Homework

**Maths homework:**  
Set Tuesday - due in Friday

**Homework (including spelling/PAG)**  
Set Friday - due in Tuesday

Maths Homework is complete in an orange homework book. Children must return this each week

We aim to give children a variety of homework covering literacy, science, art, DT, history, geography, computing and even PE!

Thank you for your support in ensuring homework is completed to a good standard and handed in on time.



**Cleves School**  
Learning Together






# Library

## Reading Records

- 3 x reads a week and signed by an adult.
- Handed in on library day.



Day & Date	Text Title	Comments
Monday 8 <sup>th</sup>	Diary of a Wimpy Kid Pg 12-20	
Tuesday 9 <sup>th</sup>		
Wednesday 10 <sup>th</sup>	Survivors Pg 62-80	hyperthermia ↑ Found tricky, discussed meaning
Thursday 11 <sup>th</sup>	Matilda Chapter 1	
Friday 12 <sup>th</sup>		
Comments: <div style="display: flex; justify-content: space-between; align-items: center;"> <div style="text-align: center;">               ↑              Parent or adult signature           </div> <div style="text-align: center;">             Feel free to add any other comments here              ↩           </div> </div>		



**Cleves School**  
Learning Together

# Clubs




Lunchtime clubs

After school clubs

Running/sports clubs

Music/choir clubs



Cleves School  
Learning Together

# Communication

n



Please contact the teacher to inform them of any issues such as:

- Significant changes to home life
- Bereavements

Please encourage your child to speak to their teacher for any issues such as:

- Friendships
- Teasing/bullying
- Worries

Please do not contact the class teacher for any messages which are about picking up arrangements - these should go to the office.



Cleves School  
Learning Together



# Communication

You are welcome to email your child's class teacher. Thursday afternoon all class teachers are out of class in our year group meeting.

Please be patient - during the school day, we are teaching and not always monitoring our inbox. We aim to respond within 2 days.

Please consider whether requesting a phone call or face to face meeting would be more appropriate.

If it is urgent, please contact the office.

[shunter@cleves.co.uk](mailto:shunter@cleves.co.uk) Year Leader (Miss Hunter)

[ngreen@cleves.co.uk](mailto:ngreen@cleves.co.uk) Head (Mrs Green)



Cleves School  
Learning Together



# Medical

CJ

Please contact our Welfare Officer, Mrs Pyott, if your child needs to take any new medication during the school day.

She can be reached via email or phone, through the school switchboard.

Please make sure all medicines held by the welfare office are in date.

[jpyott@cleves.co.uk](mailto:jpyott@cleves.co.uk)



**Cleves School**  
Learning Together

# Phones and Social Media

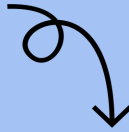


- Not to use my mobile phone while on the school site (all phones must be switched off prior to entry).
- Not use smartwatches or similar devices to attempt to communicate during the school day.
- Social media - please talk to your child about suitable use of group chats - these can cause a lot of upset.

Please keep any valuables at home as we cannot take responsibility for them getting lost or damaged.



# Our school uniform...



The items marked with an \* can be ordered from our uniform supplier AlleyCatz.

- White shirt with collar
- Blue and gold striped tie\*
- Grey skirt (not jersey)
- Trousers - plain grey (no zips, no leggings)
- Grey shorts
- Cleves jumper/cardigan
- Blue checked dress/playsuit (light or dark blue - can be worn from start of Summer term up until October half-term)
- Grey/navy/white socks (no sports socks or trainer socks)
- Navy/grey plain tights
- Suitable black shoes (no boots)
- Suitable coat - any colour


# Our school uniform...



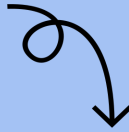
## Uniform:

- Hair should be neat and tidy and tied away from the face using a plain navy hairband or Cleves scrunchie.
- If it is long enough to be tied back, it must be in a hairband.

PLEASE ENSURE THAT ALL ITEMS ARE CLEARLY NAMED.



# Our school uniform...

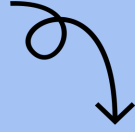


## Unacceptable uniform

- Trainers (except for sport)
- Ankle or other boots
- Sports / trainer socks
- Any jewellery except watches
- **Earrings must not be worn at any time, including the clear plastic holders.**



## Our PE kit...



## P.E. kit:



- Navy PE shorts
- Cleves blue PE polo shirt
- Cleves sweatshirt
- Indoor plimsolls/indoor trainers (non-marking)
- Outdoor trainers (for outdoor games)

## Optional:

- Navy games skirt
- Football boots
- Plain navy jogging bottoms

Please try to keep PE kits in school at all times. The children need it for PE, Games and Active 30:30.



**Cleves School**  
Learning Together

# Getting involved - PTA

The PTA run a number of events over the course of the year and raise a substantial amount of money to support the activities of the school.

These events can only be run through the efforts of volunteers and with the ongoing support of parents.

## **PTA Committee:**

Every parent at Cleves is automatically a member of the PTA and you are all very welcome to be involved. In fact, we need you!

If you would like to take a bigger / more active role please come along to the meeting, or get in touch via email [pta@cleves.co.uk](mailto:pta@cleves.co.uk) or your class rep.



**Cleves School**  
Learning Together



# Getting involved - PTA

## **Volunteers:**

If you don't fancy joining the PTA, or don't feel you have the time, we would still love you to be involved. To make our events successful we need parent volunteers to form specific committees (e.g. Fireworks, Ball, Discos, Fairs), but also to provide much needed help, running stalls etc.

If you would like any more information about the PTA, or would be happy to volunteer for an event, we would love to hear from you. Please email [pta@cleves.co.uk](mailto:pta@cleves.co.uk)

**Class Reps: Thank you in advance!**



**Cleves School**  
Learning Together



Cleves School  
Learning Together