



# Year 4

## General information

**Mrs Green - Acting Headteacher**

**Mrs Flaherty - Assistant Headteacher**

**Mrs Cannell - Assistant Headteacher**



**Cleves School**  
Learning Together



# Vision

Our vision is that all pupils leave Cleves inspired and equipped with the skills, knowledge and emotional wellbeing they need to take on the challenges of a changing and ever more competitive world.




Cleves School  
Learning Together

# Values

To accompany these learning behaviours, we focus on what we consider five values which are taught and encouraged in all aspects of school life.

These are:

- Respect
- High Aspirations
- Kindness
- Perseverance
- Inclusiveness





Cleves School  
Learning Together

# Learning Behaviours

In order to prepare children as learners, we focus on the development of four learning behaviours and encourage our pupils to be:

- Resilient
- Reflective
- Responsible
- Collaborative



Cleves School  
Learning Together

# The Team

**Year Leader/4R**

Miss Robjohn

**4H**

Mrs Herriott

**4J**

Mr Jacoby

**4L**

Miss Childs

**4M**

Miss McDaid

**4E**

Miss Earl

**Additional teacher** - Ms Cole

**HLTA** - Mrs Burnand

**Admin assistants** - Mrs Masters and Mrs Stratford

# Curriculum

## Curriculum Overview

*Where can you find it?*



## Topics

- Rivers
- Ancient Greece
- Invaders and Settlers

[Click here for  
link to the  
website.](#)

### Geography

The children will be learning about the features of rivers and drawing comparisons between the River Thames and the River Ganges.

### History

We will be studying 5 different civilizations across 2 terms; the Greeks, Romans, Celts, Vikings and Anglo-Saxons.

### RE

We will be looking at Sikhism, Judaism and Christianity.

### Computing

Children will continue to learn about E-safety as well as coding and computer Programming.

### Art

Impressionism - investigating and printing onto fabric  
Abstract Architecture - layering and collaging images of architecture  
Wonderful Weaving - learning different weaving techniques

### DT

Creating a reusable fabric bag followed by a wooden marble maze and then study cooking in the Summer Term.

### Science

States of matter, digestion and teeth will be taught in autumn, followed by sound and electricity in spring and finally nutrition in the summer.

### Music

Children will study musical structures across a range of genres, as well as spending one term learning to play the ukulele and one term learning the toot toot.

### PE

Indoor athletics, badminton and gymnastics are some of the sports covered during class PE lessons.



# Day Trips

## The River Thames trips

24 September - 4R & 4M

25 September - 4E & 4H

26 September - 4J & 4L

## Butser Farm trips

3 March - 4R/4M

10 March - 4L/4E

12 March - 4H/4J

# Residential Trip:

Hooke Court, Dorset

21 April - 24 April



*(There will be a separate info eve for this - date tbc)*

# Maths

Children are taught in groups and classes which best reflect their confidence, attainment and ability. We review this regularly.

All groups follow the same sequence of lessons.

A child's progress is not limited by the group they are taught in.

We use concrete and visual resources to ensure a deep understanding of concepts for all children.



Follow this [link](#) to  
read our  
calculation policy

# Government national tables tests

There is a tables check in June so it is vital that your child practises their tables frequently. We will practise at school but it will need to be consolidated outside of lesson time. If you would like more information on the tables check, please see this website <https://www.timestables.co.uk/multiplication-tables-check/>

There are practise specific times tables, which you can find an example of below:

<https://www.timestables.co.uk/speed-test/>



*How can your child practise?*

**\* Regular practise is key! \***

Below is a link to a 5 step plan to practising tables. It is really good as it supports the learning of tables through various methods. <https://www.timestables.co.uk/1-times-table.html>

Please log on and practise your times tables on TT Rockstars / Tackling tables, at least **3** times a week.

You can also practise and play games on topmarks;

<https://www.topmarks.co.uk/maths-games/7-11-years/times-tables>

Year 4 have been playing the card game at school and loved it!  
So we have decided to purchase the online version.



You can pick different options and work your way through the different levels to achieve the level.

Once this happens, you will earn a **certificate!** :)

If you would like to revise your tables, click into 'Learn'. To apply your knowledge in a fun way click 'Play' and to prove your knowledge, with the chance of earning a certificate, click 'Test'.



Once you've done a 'Test' it will let you know your score and time.

You can track your progress and see the questions you found tricky.

**What are you waiting for?**  
**Prove you're a times table superstar!**

Your Maths homework this week is to log on to an exciting new programme year 4 are using called **Tackling Tables**.

# Maths

## Tackling Tables

[www.tacklingmaths.co.uk](http://www.tacklingmaths.co.uk)



# Computing

- Encourage independence in use of IT at home.
- Help them to develop touch typing - Typing Web
- AUPs and E-Safety - please monitor online activity
  - Emails
  - Google docs / slides - please share with class teacher

*Top tip - Sign out of all other email accounts before trying to view Cleves documents.*



# Homework



**Maths:** Set Tuesday - Due in Friday

**Weekend Homework (set on the Google Classroom):** Set Friday - Due in Tuesday

We aim to set homeworks relating to different subjects e.g. art, history, geography, writing, science.

Please encourage your children to be independent and complete the work to the best of their ability. It's helpful to check through their work with them, prior to handing it in.

Please also help to ensure that it's handed in on time - thank you for your support.

# Reading Records



- Range of Texts - Recommended Reading List
- Use of *Reading Record* - at least 3 entries a week.  
Parents/guardians are required to sign once a week.
- Reading records given in on the class library day.
- Even if your children can read independently, please read with them at least twice a week.





Revision of all sounds via a system called ***Sounds Write*** this supports children to:

- Identify sounds accurately and know the different spelling of each sound and the different ways that some sounds can be spelt.
- Developing the fluent ability to count syllables and apply sounds.
- Spelling of common exception words to be practised via homework and in spelling sessions in class.

# Handwriting - why do we focus on it?

## The National Curriculum



### Statutory requirements

#### Handwriting

Pupils should be taught to:

- sit correctly at a table, holding a pencil comfortably and correctly
- begin to form lower-case letters in the correct direction, starting and finishing in the right place
- form capital letters
- form digits 0-9
- understand which letters belong to which handwriting 'families' (i.e. letters that are formed in similar ways) and to practise these.

Legible writing that can be produced comfortably at speed and with little conscious effort allows a child to attend to the higher-level aspects of writing composition and content.


# Handwriting - what are the expectations?

- We follow a scheme called PenPals.
- Year 4 will continue the practise from Year 3 in handwriting books with the reward of a **pen passport** .
- All year groups will have high aspirations for their children's handwriting.




# Preparing for great handwriting...

Are you ready for handwriting? Relax!



Is there a circle gap between your thumb and finger?

Is your paper tilted at a slight angle?

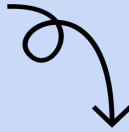


Is there a circle gap between your thumb and finger?

Is your paper tilted at a slight angle?

Reference font: playwrite GB S

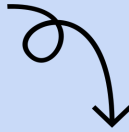
# Our school uniform...



The items marked with an \* can be ordered from our uniform supplier AlleyCatz.

- White shirt with collar
- Blue and gold striped tie\*
- Grey skirt (not jersey)
- Trousers - plain grey (no zips, no leggings)
- Grey shorts
- Cleves jumper/cardigan
- Blue checked dress/playsuit (light or dark blue - can be worn from start of Summer term up until October half-term)
- Grey/navy/white socks (no sports socks or trainer socks)
- Navy/grey plain tights
- Suitable black shoes (no boots)
- Suitable coat - any colour

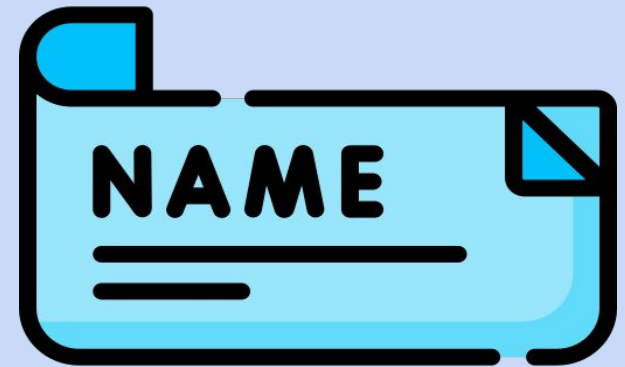
# Our school uniform...



## Uniform:

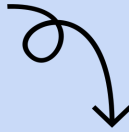
- Hair should be neat and tidy and tied away from the face using a plain navy hairband or Cleves scrunchie.
- If it is long enough to be tied back, it must be in a hairband.

**PLEASE ENSURE THAT ALL ITEMS ARE CLEARLY NAMED.**





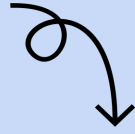
# Our school uniform...



## Unacceptable uniform

- Trainers (except for sport)
- Ankle or other boots
- Sports / trainer socks
- Any jewellery except watches [Smart watches are not permitted]
- **Earrings must not be worn at any time, including the clear plastic holders.**

# Our PE kit...



## P.E. kit:



- Navy PE shorts
- Cleves blue PE polo shirt \*
- Cleves sweatshirt \*
- Indoor plimsolls/indoor trainers (non-marking)
- Outdoor trainers (for outdoor games)

## Optional:

- Navy games skirt
- Football boots
- Plain navy jogging bottoms



Cleves School  
Learning Together



# Pastoral

Please share any pastoral concerns with your class teacher.

Mrs Pyott is our Welfare Officer so any concerns can also be reported to her. She can be reached via email or phone.

[jpyott@cleves.co.uk](mailto:jpyott@cleves.co.uk)

Mrs Tewkesbury is our home/school linkworker. She can be reached via phone or email.

[ntewkesbury@cleves.co.uk](mailto:ntewkesbury@cleves.co.uk)

Home school link worker number: 07860 351336

If you normally collect your child from the classroom, please do let reception and your class teacher know if you have arranged for them to be picked up by someone else. If at all possible, this should be done the day before as teachers are not always able to check their emails during the school day. A message can be left with reception also.



# Communication

You may use class emails to communicate information with your child's class teacher.

They may not be able to respond during the school day. Please allow 2 working days for a response.

If it is urgent or pick up is different to what has been previously agreed with the teacher, please contact the office.

[frobjohn@cleves.co.uk](mailto:frobjohn@cleves.co.uk) Year Group Leader (Miss Robjohn)

[ngreen@cleves.co.uk](mailto:ngreen@cleves.co.uk) Acting Headteacher (Mrs Green)



Cleves School  
Learning Together

**Thank you for listening!**