

# Welcome to Cleves



Cleves School  
Learning Together

Tonights slideshow  
will be on the  
website.

## Year Three Information Evening

**Welcome from  
Mrs Green**



**Cleves School**  
Learning Together



Natasha Green  
Acting Headteacher



Rebecca Flaherty  
Assistant Head



Rebecca Cannell  
Assistant Head



Sue Thomson  
Business Manager



Jo Grafton  
SENDSCO



Alex Batchelor  
SENDSCO



## Vision

Our vision is that all pupils leave Cleves inspired and equipped with the skills, knowledge and emotional wellbeing they need to take on the challenges of a changing and ever more competitive world.



Cleves School  
Learning Together

# The Year 3 Team

3A

Jessica Ainley-Robinson  
(Year Lead)

3D

Olivia Dalton

3J

Jodie Mackinnon

3GR

Kate Glennon/Emily Rees

3M

Sarah Miller

3W

Matthew Woods

Polly Tope

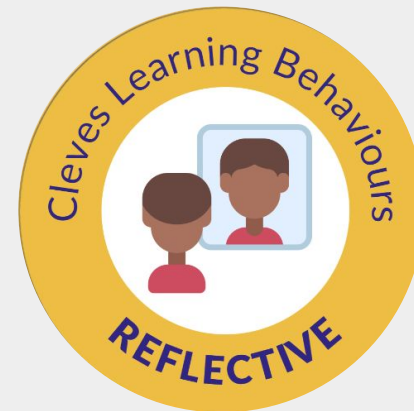

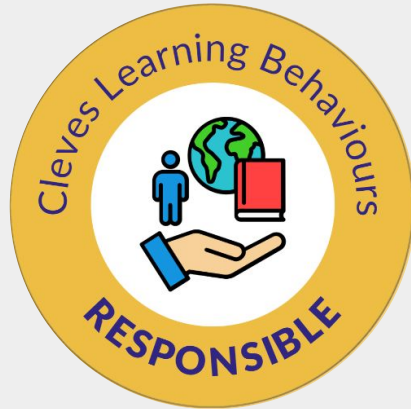
Sophie Matthews

Shirley Farshadfar HLTA

# Cleves Values



# Cleves Learning Behaviours





# Behaviour and Expectations

## Remember to:

Follow instructions



A **reminder** can be given if you:

- Ignore instructions
- Disrupt others' learning
- Waste learning time

A **consequence** can be given for:

- 3 reminders in one day

Respect others' space and belongings



- Take someone's property
- Behave **inappropriately**
- Damage property

- Hurting someone

Be respectful and kind



- Are unkind
- Are disrespectful

- Swearing
- Bullying



# Curriculum

## Curriculum Overview

*Where can you find it?*



## Topics

- The United Kingdom
- Ancient Egypt
- Rainforests

[Click here for  
link to the  
website.](#)

# Maths

- Teacher assessment and baseline
- Range of fluency, problem solving and reasoning activities each lesson
- Differentiated tasks
- Retrieval work
- Times Tables

# Computing

- Encourage independence in use of IT at home. Children type in own usernames & passwords.
- Children to be able to find their way around the drive.
- Help them to develop touch typing through use of online sites.
- Opportunities to develop Google and Coding skills.
- AUP agreement - seen, signed and returned

# Homework

## Main Tasks:

Main homework- rotates between literacy, topic and science and is handed out on a Friday and returned the following Tuesday.

## Spellings:

Spellings will be sent home towards the end of this half-term and tested weekly in class.

## Maths:

Homework will begin **after half term** and will be given out weekly. It will consolidate what the children have been learning that week & should take about 30 minutes, depending on the topic and task.

## Reading Records:

To be handed in weekly on your child's class library day with their reading book. We expect the children to read at least 3 times a week and for an adult to comment and sign that they have.

## EXPECTATIONS :

We are aiming to develop independence and do not expect children to spend more than **an hour** in total completing their reading, spellings and main homework.

# The Hub



EMAIL



DRIVE



PUPILS' ROOM



CALENDAR




STAFF ROOM



CLASSROOM



GOOGLE SITES



CLASS

SEESAW

- Homework details will be posted on The Hub.
- All children now have login details.
- School email address is for use in school only or school- related work.
- Please monitor children's online activity at home for their safety.

# Reading Records



Week beginning: 6th September

6/9/21	The White Giraffe	p 1-8
7/9/21	"	p 8-16
9/9/21	"	p 16-29
10/9/21	"	p 29-42
12/9/21	"	p 43-52
13/9/21	The First News	- 2 pages

Parent signature: J. Maherty

Comment: I am enjoying the start of this book - it is quite exciting!

Read to mum 3 times

- Range of Texts - Recommended Reading List
- Use of *Reading Record* - at least 3 entries a week. Parents/guardians are required to sign once a week.
- Reading records given in on the class library day.
- Please read with your child at least three times a week.

# Handwriting - why do we focus on it?



## The National Curriculum

### Statutory requirements

#### Handwriting

Pupils should be taught to:

- sit correctly at a table, holding a pencil comfortably and correctly
- begin to form lower-case letters in the correct direction, starting and finishing in the right place
- form capital letters
- form digits 0-9
- understand which letters belong to which handwriting 'families' (i.e. letters that are formed in similar ways) and to practise these.

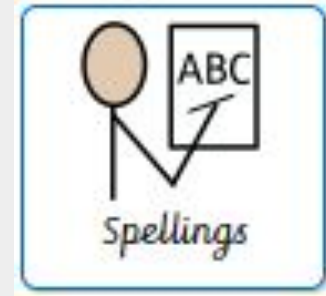
Legible writing that can be produced comfortably at speed and with little conscious effort allows a child to attend to the higher-level aspects of writing composition and content.



Cleves School  
Learning Together



# Spelling



Revision of all sounds via a system called ***Sounds Write*** this supports children to:

- Identify sounds accurately and know the different spelling of each sound and the different ways that some sounds can be spelt.
- Developing the fluent ability to count syllables and apply sounds.
- Spelling of common exception words to be practised via homework and in spelling sessions in class.


# Handwriting - what are the expectations?



- We follow a scheme called PenPals.
- Year 3 will be doing frequent handwriting lessons throughout the week, covering all letters and joins.
- Year 4 will continue this practise in handwriting books with the reward of a pen passport.
- Upper school will recap areas where the children have gaps using PenPals. These sessions will be a maximum of 5 minutes up to 3x a week.
- All year groups will have high aspirations for their children's handwriting.


# Preparing for great handwriting...

Are you ready for handwriting? Relax!



Is there a circle gap between your thumb and finger?

Is your paper tilted at a slight angle?



Is there a circle gap between your thumb and finger?

Is your paper tilted at a slight angle?



Cleves School  
Learning Together

# A consistent approach to letter formation...

abc

a b c d e f g h i j k l m  
n o p q r s t u v w x y z  
A B C D E F G H I J K L M N  
O P Q R S T U V W X Y Z  
0 1 2 3 4 5 6 7 8 9

sh

sh

sl

st

sw

si

Library of Joins



Cleves School  
Learning Together

# Our school uniform...



## Uniform:

- White Shirt with Collar
- Blue & Gold Striped Tie\*
- Grey Skirt (not jersey)
- Trousers - plain grey (no zips, no leggings)
- Grey Shorts
- Cleves Jumper/Cardigan
- Blue Checked Dress/Playsuit (light or dark blue - can be worn from start of Summer term up until October half-term)
- Grey/Navy/White Socks (no sports socks or trainer socks)
- Navy/Grey plain tights
- Suitable black shoes (no boots)
- Suitable Coat - any colour

The items marked with an \* can be ordered from our uniform supplier AlleyCatz.


# School Uniform



- Hair should be neat and tidy and tied away from the face using a **plain navy hairband** or **Cleves scrunchie**.
- If it is long enough to be tied back, it must be in a hairband - **boys and girls** !



- **No earrings are permitted** for safety reasons- including the clear plastic holders.
- These must be removed at home prior to coming to school.



- If brought to school, mobile phones must be **switched off** and in bags throughout the school day.
- They may only be switched on when off the school site.
- Smart phones are not permitted.



- Please make sure everything is **named** !

# Our PE kit...



## P.E kit:

- Navy PE Shorts
- Cleves blue PE Polo Shirt \*
- Cleves Sweatshirt \*
- Indoor Plimsolls/indoor trainers (Non-Marking)
- Outdoor trainers (for outdoor games)

## Optional:

- Navy Games Skirt
- Football Boots
- Plain Navy Jogging Bottoms



Cleves School  
Learning Together



# Communication (You to Us)

## Pastoral Concerns/Issues

1. Class teacher
2. Head of Year - Mrs Ainley-Robinson
3. Head teacher - Mrs Green

## Medical Issues

Please communicate these to both the class teacher and Mrs Pyott (welfare officer: [jpyott@cleves.co.uk](mailto:jpyott@cleves.co.uk))

## Absence

Please either call the school office or email [absence@cleves.co.uk](mailto:absence@cleves.co.uk)

## Home/School Link Worker

Mrs Tewkesbury is our home/school link worker. She can be reached via phone or email: [ntewkesbury@cleves.co.uk](mailto:ntewkesbury@cleves.co.uk) 07860 351336

**Please ensure that your emergency contact details are kept up to date.**

# Communication (Us to You)

- Evening news emails
- Weekly newsletters
- Website [www.cleves.co.uk](http://www.cleves.co.uk)
- Google Classroom



Cleves School  
Learning Together

## Day Trips

The Lightbox Art Gallery

**Wed 6th May** 3M and 3J

**Thurs 7th May** 3A and 3D

**Fri 8th May** 3GR and 3W

## Visitors

Portals to the Past

**Tue 13th January** 3A, 3J, 3D

**Wed 14th January** 3M, 3W, 3GR

Zoolab

**Fri 24th April**

Living Eggs

**27th April-8th May**



Cleves School  
Learning Together

# Residential Trip

## Sayers Croft

Mon 13th- Wed 15th April 3A, 3J, 3M  
Wed 15th- Fri 17th April 3W, 3D, 3GR



There will be a booklet  
with more information  
and a Q & A drop in,  
after school before the  
Easter holidays.  
Date tbc

# Parent Volunteers



- Each class will require one or two **class representative(s)**  
Please register your interest by speaking to your class teacher or the PTA class rep lead.
- We always welcome parent volunteers!
  - trips
  - library sessions
  - art and DT projects

We will send out requests via our Google Homework Page when required.

Thank you for listening, we are all very much looking forward to the year ahead.



Cleves School  
Learning Together